



# Hanuka

## Family activities and visual story

Light over darkness.  
To re-dedicate, to purify.

Contact Gil Dekel  
[PoeticMind.co.uk](http://PoeticMind.co.uk)

Drawing 'Hanukiya' by Nicole Dekel. Used with the  
artist's permission.

## How to use this resource:

Some slides illustrate the Hanuka story, and other slides provide art activities.

## Permission to use:

You can use this resource for **educational, non-commercial** purpose. Credit: © Gil Dekel  
[www.PoeticMind.co.uk](http://www.PoeticMind.co.uk)



Drawing 'Hanukiya' by Nicole Dekel. Used with the artist's permission.





# YeruShaLayim Jerusalem ירושלים

Painting 'City of Light' (detail) by Alex Levin <https://artlevin.com>  
Used with the artist's permission.





Painting 'Golden Jerusalem' (detail) by Alex Levin  
<https://artlevin.com> Used with the artist's permission.









## Second Temple, 515 BCE – 70 CE

Painting 'Temple – The Soul of Jerusalem' by Alex Levin  
<https://artlevin.com> Used with the artist's permission.





# Beit HaMikdash HaSheni The Soul of Jerusalem

Jerusalem. Painting 'The Second Jewish Temple' (detail) by Alex Levin  
<https://artlevin.com> Used with the artist's permission.



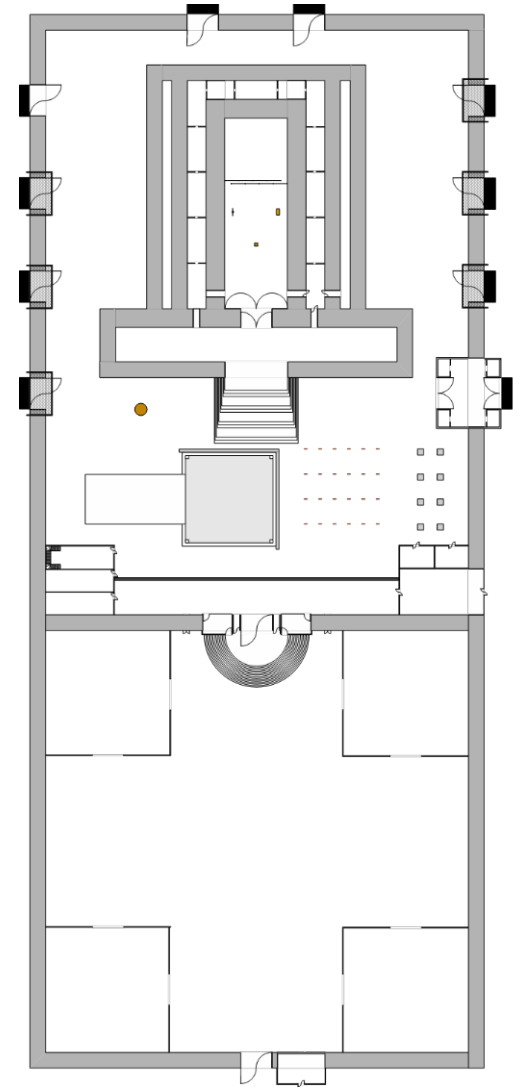
## Art Activity



Draw the temple and scenes from Jerusalem on kitchen foil (draw on the side of foil which is not shiny). Photos: © Gil Dekel, 2021.



# Art Activity



Draw the Temple, art activity.

Art: © Nicole Dekel.

Diagram of the Temple:

[https://en.wikipedia.org/wiki/Temple\\_in\\_Jerusalem#/media/File:Temple\\_sketch2.png](https://en.wikipedia.org/wiki/Temple_in_Jerusalem#/media/File:Temple_sketch2.png)





Art  
Activity


Temple, Jerusalem



Build the Third Temple. We bought this cardboard castle online. Photos: © Gil Dekel, 2021.







The illustration depicts the interior of the Holy of Holiest (Kodesh HaKodashim) in the Temple of Beit Mikdash. The central feature is a large, solid red curtain (the Kaporet) which serves as a backdrop for two golden lions standing on their hind legs, facing each other. The lions are intricately detailed with patterns. The floor is covered with a large, rectangular rug featuring a repeating geometric pattern in shades of red, orange, and green. On the left side, a large, ornate golden Menorah with seven branches stands on a base. A small figure of a priest in blue and gold robes stands near the Menorah. On the right side, a golden chest or ark is visible. The walls are decorated with golden panels and circular motifs. The overall atmosphere is solemn and majestic.

Holy of Holiest  
(Kodesh  
HaKodashim)

Menora  
7 branches  
Lit with oil





Menora  
7 branches  
Lit with oil





167 B.C.E

Oil desecrated. Art: © Gil Dekel.





The MaCaBim המכבים fighting back.  
166 BCE - 160 BCE.  
Art: © Natalie and Gil Dekel.



Art  
Activity

Yehudit HaMacabib  
had a humble crown.  
Make your own  
Hanuka paper  
crowns.






Art  
Activity



Make a puzzle from lolly sticks, with drawing of Macabim; or you can draw a Jerusalem princess... Photos: © Gil Dekel, 2021.



## Art Activity



PoeticMind.co.uk  
© Natalie and Gil Dekel



Template:

<http://www.poeticmind.co.uk/wp-content/uploads/2013/12/Templates-Images-Hanuka.zip>

Make Macabim paper puppets... The puppets can 'dance' to Hanuka songs. Download a template:  
<http://www.poeticmind.co.uk/wp-content/uploads/2013/12/Templates-Images-Hanuka.zip>

Photos: © Gil Dekel.





Coins from the time of Bar Cochva.

Photo: [https://he.wikipedia.org/wiki/%D7%9E%D7%A8%D7%93\\_%D7%91%D7%A8\\_%D7%9B%D7%95%D7%9B%D7%91%D7%90](https://he.wikipedia.org/wiki/%D7%9E%D7%A8%D7%93_%D7%91%D7%A8_%D7%9B%D7%95%D7%9B%D7%91%D7%90)



## Art Activity



Make Bar Kochva coins from kitchen tin tray. Be careful as tin tray, once cut, is sharp. Create indent by drawing your design with a pen; then turn the tin around so the design is embossed. Wrap tin around a circle card. Photo: © Gil Dekel, 2021.









Temple 'Beit Mikdash' Menora. Art: © Gil Dekel.









Modern Menora in Jerusalem. Photo: Wikipedia Common / Oren Rozen.






Modern HanuKiyas. Photos: Gil Dekel.



8 days





## Art Activity



Make Menora, Hanukiya. Roll wax sheets, or make card model.  
Photos: © Gil Dekel, 2021.

Make a candle from a clementine or an orange! (photo © Gil Dekel).





Sufganiya. Photo: Pezibear / pixabay.

## The Hebrew Letters on the Svivon:

ש

**SHIN**

Sham  
There

ה

**HEY**

Haya  
Was

ג

**GIMEL**

Gadol  
Big

נ

**NUN**


Nes  
A Miracle



Chocolate coin. Photo: Wikimedia Commons / Evan-Amos.




Svivons. Photo: Pixabay / PublicDomainPictures.



Svivon. Photo: Gil Dekel.



# Art Activity



Make Svivon, spinning tops, from bottles' caps... You can also paint over them. Photos: © Gil Dekel, 2021.



# Al HaNisim

## miracles

# Al HaNiflaot

## wonders

וְעַל הַנִּסִּים וְעַל הַפְּרָקָן וְעַל הַזְּבוּרוֹת וְעַל הַתְּשׁוּעוֹת  
וְעַל הַנִּפְלְאוֹת שֶׁעָשִׂיתָ לְאַבוֹתֵינוּ בַּיָּמִים הָהֵם בְּזֶמַן  
הַזֶּה:



PoeticMind.co.uk

**Miracles** נִסִּים - nature's functions are miraculous.

**Wonders** נִפְלְאוֹת – our ability, as humans, to appreciate the miracles.

Photo: © Gil Dekel.



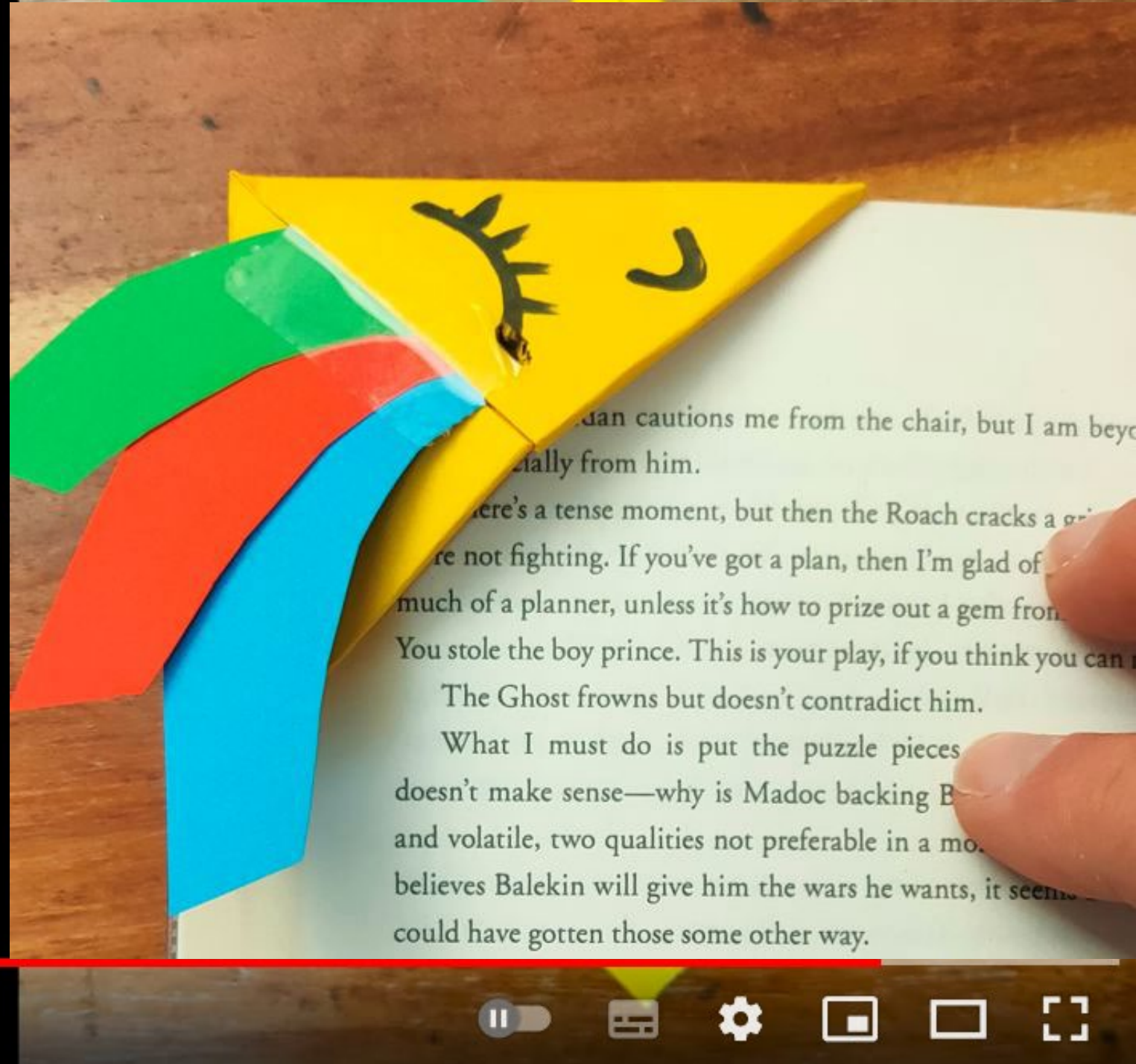
## Art Activity

Festival of Light - make a bookmark in the theme of light.

We created a rainbow sun creature bookmark... Watch video for step-by-step guide.

# How to make a corner bookmark

Gil Dekel  
[PoeticMind.co.uk](http://PoeticMind.co.uk)






## Art Activity



**Girl with a Mandolin (Fanny Tellier)**, Pablo Picasso, 1910 oil on canvas, 100.3 x 73.6 cm, Museum of Modern Art, New York. Image in public domain:  
[https://en.wikipedia.org/wiki/Pablo\\_Picasso](https://en.wikipedia.org/wiki/Pablo_Picasso)

Draw the Macabim in the style of famous artists (or in any other style really; see below, Yehudit Macabit)...



**Portrait of Dr Felix Rey**, Vincent van Gogh, Arles, January 1889. Image in public domain:  
[https://en.wikipedia.org/wiki/Vincent\\_van\\_Gogh](https://en.wikipedia.org/wiki/Vincent_van_Gogh)



## How to use this resource:

Some slides illustrate the Hanuka story, and other slides provide art activities.

## Permission to use:

You can use this resource for **educational, non-commercial** purpose. Credit: © Gil Dekel  
[www.PoeticMind.co.uk](http://www.PoeticMind.co.uk)



Drawing 'Hanukiya' by Nicole Dekel. Used with the artist's permission.