

Shofar Template

Print/cut this page. Instructions on next page (you will need party hooters or a straw - see next page)

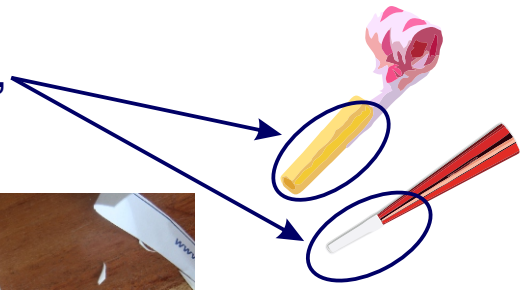



You are free to re-distribute this PDF as it is (i.e. do not change anything in this PDF)

FREE holiday resources:
www.poeticmind.co.uk/sages/


Shofar Template - Instructions page

Attach party hooter, the plastic edge, this, or a straw (cut straw, and flattened edge)



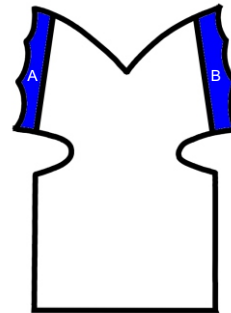
1. Print template (from previous page) and cut out.

2. Decorate top area - **red area**.



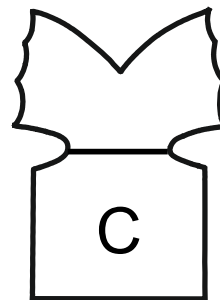
Decorate

3. Stick wavy area - **blue area A to B**.



Glue

4. Roll bottom area - C - into a tube.
Attach the hooter, or straw



Tube roll,
attach hooter/straw

You are free to re-distribute this PDF as it is
(i.e. do **not** change anything in this PDF)

